

You are required to keep your entry ticket to pay for parking upon your departure.



# Gated Parking System

## ENTERING OUR PARKING LOT:

### ENTERING A GATED LOT

- 1 To obtain your entry ticket press the button or wave your hand.
- 2 Collect your ticket from the entry machine.
- 3 Safely enter.



To begin, use one of the two following payment options:

### PAYING AT THE EXIT GATE

- 1 Put your car in park when you arrive at the gated exit terminal. Insert your entry ticket into the ticket slot
- 2 Insert or tap your credit card.
- 3 Obtain your receipt and exit the parking facility once the gate arm has lifted



You are required to keep your parking ticket to exit the parking lot upon your departure.



# Gated Parking System

## EXITING OUR PARKING LOT:

### PAYING AT THE PAY STATION

- 1** Insert your ticket into the ticket slot located in the middle of the pay station. The display will show your duration along with how much you owe for parking.
- 2** To pay by card, tap your card on the reader located at the middle left under the key pad. Alternatively, you can insert your card into the card slot. To pay with coins and bills, insert the coins into the coin slot located in the middle right or insert bills into the bill slot located on the bottom right of the pay station.
- 3** Your parking ticket will print and be dispensed out of the middle of the pay station.
- 4** Take your ticket as you will need this to exit the parking facility. A receipt will print after the parking ticket as payment confirmation.
- 5** put your car in park. Then, enter your parking ticket you received from the pay station into the ticket slot.




You are required to keep your parking ticket to exit the parking lot upon your departure.



# Gated Parking System

## EXITING OUR PARKING LOT:

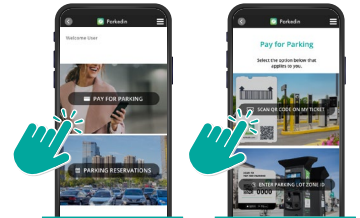


### PAYING WITH PARKEDIN™

**1** Open Parkedin either on a web browser or within the mobile app.



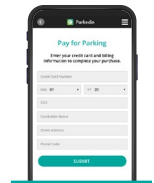
**2** Select "Pay for parking", then "Scan QR code".



**3** Scan the QR code on the entry ticket you obtained upon entering the gated parking lot.



**4** Enter your payment and billing information to complete your purchase.



**5** When you pull up to the exit terminal, put your car in park. Then, insert your entry ticket into the ticket slot.

