

RIO CAN HALL

HOW TO PAY FOR PARKING

- 1 Approach the entry gate and put your car in park
- 2 Press the button above the ticket insert slot to obtain entry ticket
- 3 When you are ready to exit the facility, use one of the payment options below to pay for parking



APP-FREE OPTION:
Parkedin.com

Download on the
App Store

GET IT ON
Google Play

PARKEDIN™

PAY STATION

EXIT GATE



Love Where You Park



RIO CAN HALL
126 John St., Toronto, ON M5V 2E3

RIO CAN HALL

PAYING WITH PARKEDIN™

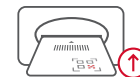


APP-FREE OPTION:
[Parkedin.com](https://www.parkedin.com)

Download on the
App Store

GET IT ON
Google Play

- 1 Scan QR code on entry ticket
- 2 Follow payment prompts
- 3 Once confirmed, insert ticket at exit



Visit CustomerSupport.Parkedin.com for additional information on Parkedin™.



Love Where You Park



RIO CAN

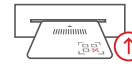
RIO CAN HALL
126 John St., Toronto, ON M5V 2E3

RIO CAN HALL

PAYING AT THE PAY STATION



1 Insert your ticket into the ticket slot located on the middle left of the pay station. The display will show your duration along with how much you owe for parking.



2 To pay with credit card, debit card, or mobile pay, tap your method of payment on the reader located at the top left of the pay station.



Alternatively, you can insert your credit card into the credit card slot at the middle left of the pay station, above the ticket slot.




To pay with coin or bills, insert your cash into their appropriate slots located on the right hand side of the pay station.



3 Your parking ticket will print and be dispensed out of the middle left of the pay station.



4 Take your ticket as you will need this to exit the parking facility.



5 Pull up to the gated exit terminal and put your car in park. Insert your parking ticket into the ticket slot located on the middle left of the exit column.



The barrier gate arm will lift, and you may safely leave the parking facility.



PAYING AT THE GATE

1 Put your car in park when you arrive at the gated exit terminal. Insert your entry ticket into the ticket slot.



2 Insert or tap your credit card, debit card, or mobile pay.



3 Obtain your receipt and exit the parking facility once the gate arm has lifted.



Love Where You Park



RIO CAN HALL
126 John St., Toronto, ON M5V 2E3